

DX230H series Ordering Guide

Universal Intelligent Controller
DX Series

Water-source Heat Pump Controller

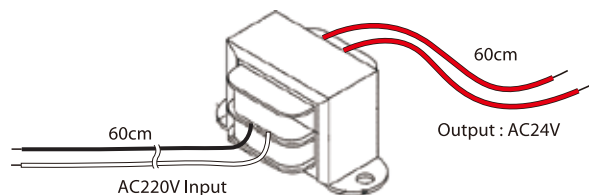


DX230H - 00 : Standard
DX230H - 11 : Analog output (3CH),
 RS485 communication(MODBUS)

Power Transformer

Part No. 24069001

Input(B&W) : AC220V, 50/60Hz
 Output(Red) : AC24V(30VA)

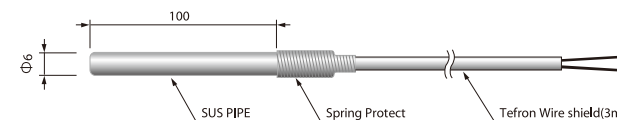


Temperature Probe

Discharge Gas Temp Sensor

DPR-TH2-P6D100L*3M : 1ea

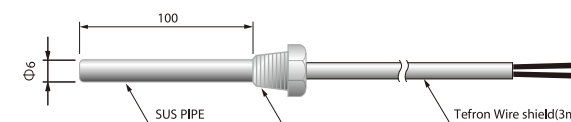
Sensor type : NTC 10K Ω
 Range : -40 ~ 150°C
 Accuracy : $\pm 0.3^\circ\text{C}$ at 25°C
 Sheath : $\Phi 6$ X 100mm, SUS
 Cable : 2C X 0.5mm, sus-mesh shield tefron
 Protection : IP67



Heat Source Side Inlet & Outlet Temp Sensor Service Side Inlet & Outlet Temp Sensor

DPR-TH1-S6D100L*1/2*3M : 4ea

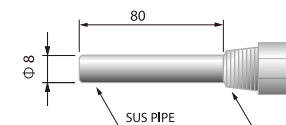
Sensor type : NTC 5K Ω
 Range : -50 ~ 105°C
 Accuracy : $\pm 0.3^\circ\text{C}$ at 25°C
 Sheath : $\Phi 6$ X 100mm, SUS
 Cable : 2C X 0.5mm, sus-mesh shield tefron
 Protection : IP67



User can select screw
 PT 1/8, 1/4, 1/2.
 (default is 1/2)

Thermo Well

WELL 8D 80L*1/2*1/2 : 4ea



User can select screw
 PT 1/8, 1/4, 1/2.
 (default is 1/2)